



How to Guide: Requesting a data bundle for the SABMAS Virtual AGM 2023

<https://sabmas.mobile-data.network/login>

Table of Contents

1. [Login to Data Voucher Request Platform -1st Step input SABMAS Member No](#)
2. [Login to Data Voucher Request Platform - 2nd Step input your SAID No](#)
3. [Selecting your mobile network and inserting your mobile number](#)
4. [Confirm your input re mobile number and network](#)
5. [Confirmation message and exiting the platform after submitting your request](#)

1. Login to Data Voucher Request Platform -1st Step input SABMAS Member No



Member Actions

- Insert your full 9-digit or full 11-digit SABMAS Membership Number If you make an input error, the platform will warn you:
 - **You have entered an invalid SABMAS Member Number**
 - **Please note that after 2 further failed login attempts your account will be temporarily suspended**
- Once a valid SABMAS Membership Number has been input, the platform will open to the next input screen (see next page)

SABMAS AGM 2023 - Request Data Bundles

Welcome to SABMAS AGM 2023 - Request Data Bundles

For those members with 9-digit membership numbers, please enter your full 9-digit membership number followed by your SAID Number.

For those members with 11-digit membership numbers, please enter your full 11-digit membership number followed by your SAID Number.

Log In

Enter SAB Membership Number

I'm not a robot

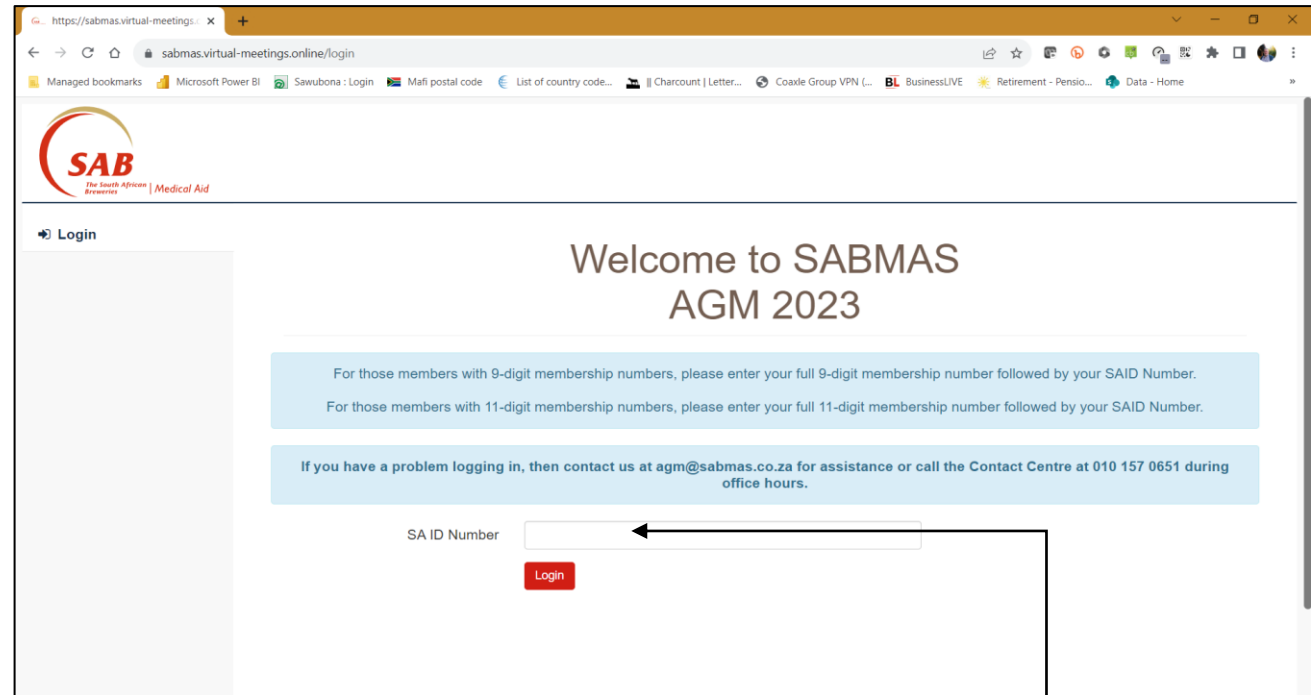
Log In

Insert your SABMAS
Membership Number

2. Login to Data Voucher Request Platform - 2nd Step input your SAID No

Member Actions

- The platform shows the message:
If you have a problem logging in, then contact us at agm@sabmas.co.za for assistance or call the Contact Centre at 010 157 0651 during office hours.
- Insert your SA ID Number to continue and then click on the login button

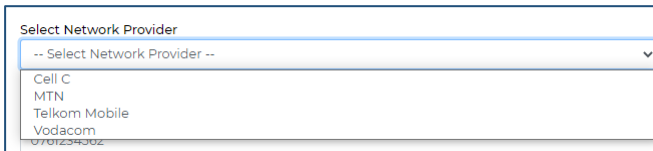


Enter your SAID Number as recorded in the membership database to complete the login process

3. Selecting your mobile network and inserting your mobile number

Member Actions

- Select your network provider by clicking on the drop down arrow. The available networks are shown below



Select Network Provider

-- Select Network Provider --

- Cell C
- MTN
- Telkom Mobile
- Vodacom

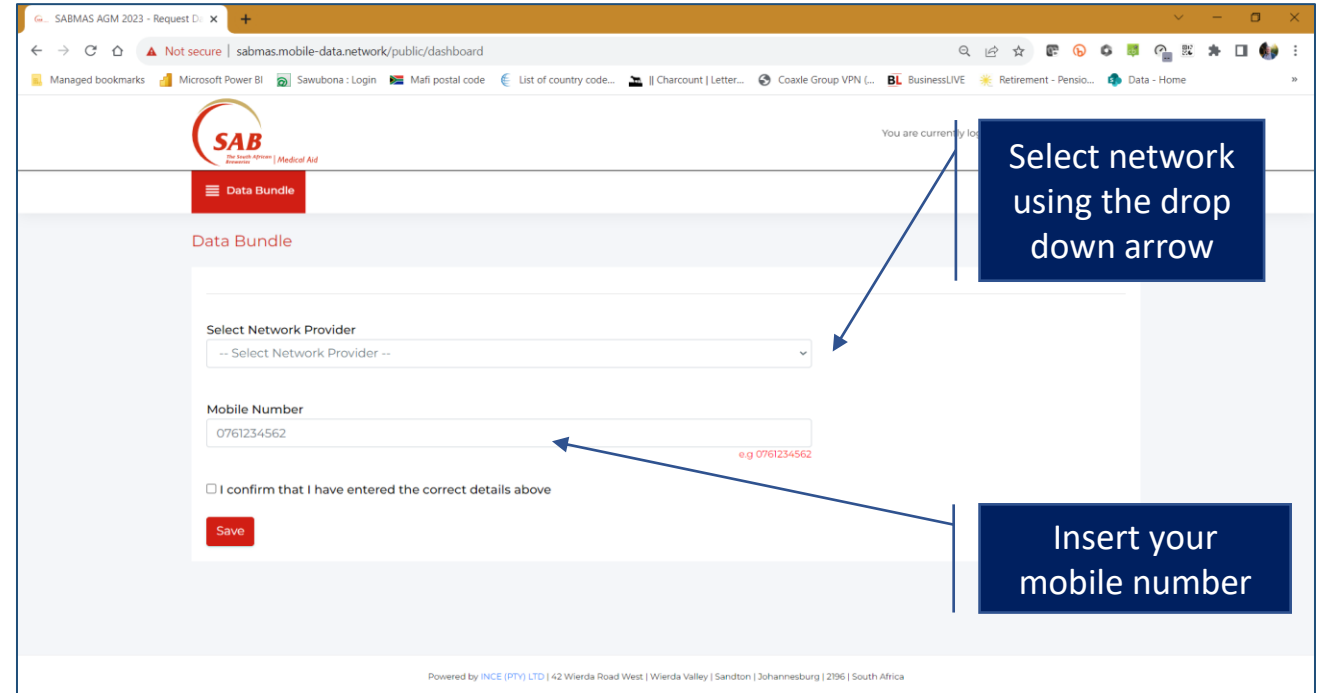
- Cell C
- MTN
- Telkom Mobile
- Vodacom

- NB: You may only select one network
- Insert your mobile number
- Tick the box shown below

I confirm that I have entered the correct details above

- Click on the Save Button to submit your request

Save



SAB
The South African
Bureau of
Medical Aid

Data Bundle

Select Network Provider

-- Select Network Provider --

Mobile Number

0761234562

I confirm that I have entered the correct details above

Save

Select network using the drop down arrow

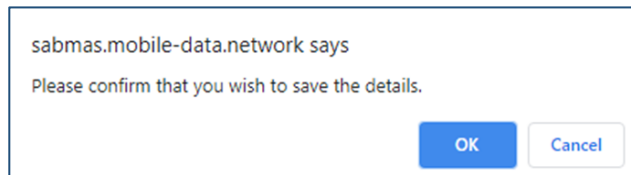
Insert your mobile number

Powered by INCE (PTY) LTD | 42 Wierda Road West | Wierda Valley | Sandton | Johannesburg | 2196 | South Africa

4. Confirm your input re mobile number and network

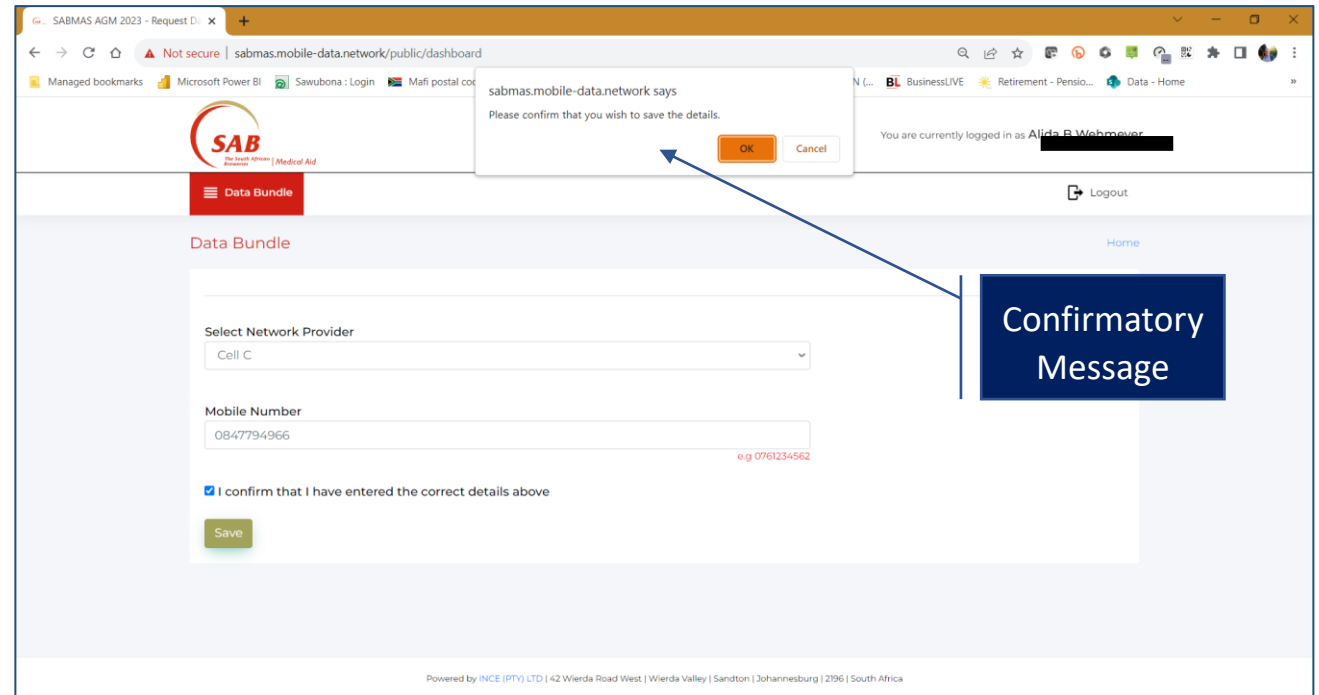
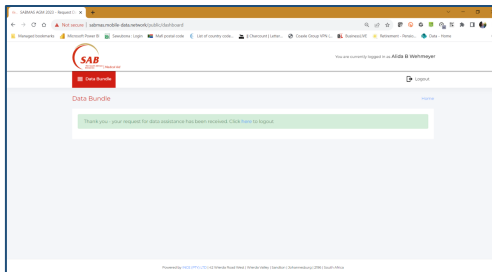
Member Actions

- After clicking **Save**, you will see a confirmatory message. Click **OK** to confirm your request or click **Cancel** to change your request details



- The platform acknowledges your input with the message below :

Thank you - your request for data assistance has been received. Click [here](#) to logout (see next page)



5. Confirmation message and exiting the platform after submitting your request

Member Actions

- You may only request a data bundle once
- Click the Logout button to exit the platform



- NB: if your request for a data bundle is approved by the SABMAS, please note that the data bundle will only be sent to you on the day the AGM is held.
- The AGM takes place on 22/06/2023

